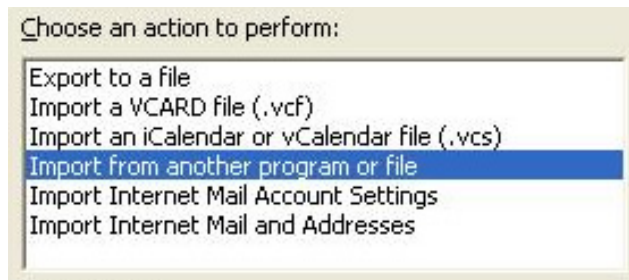


In Outlook:

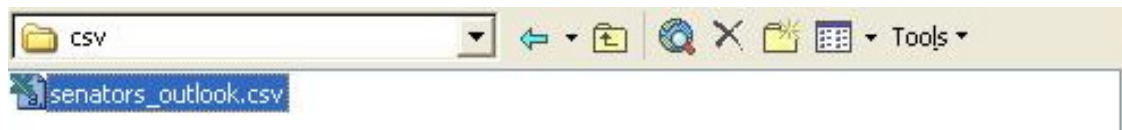
- 1. Open Microsoft Outlook and select "Import and Export" from the file menu.
- 2. In the list of actions choose "Import from another program or file".



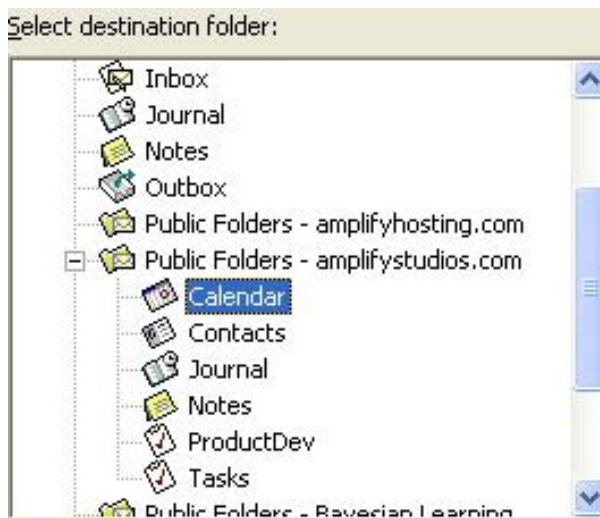
- 3. Select "Comma Separated Values (Windows)".



- 4. Browse for the .csv file in the location you had saved and double-click.



- 5. Select "Calendar" as your destination folder



- 6. After you click next the "Import to file" will appear. Click Finish and your calendar is now updated with this

seasons games.

